

Simply Colorful

2016 “Oh Baby Baby” Mystery Quilt – Clue 4

Can you believe this is the next-to-last clue?

Unit 11

We’re going to make twelve (12) of these. We’ll need to sew a partial seam. [Remember the [September 18, 2015 FiberCast](#) where we practiced partial seams?]



Step 1: Sew a 2”x2” Fabric A piece to Unit 10 – PARTIALLY. Leave about 1 inch unsewn.

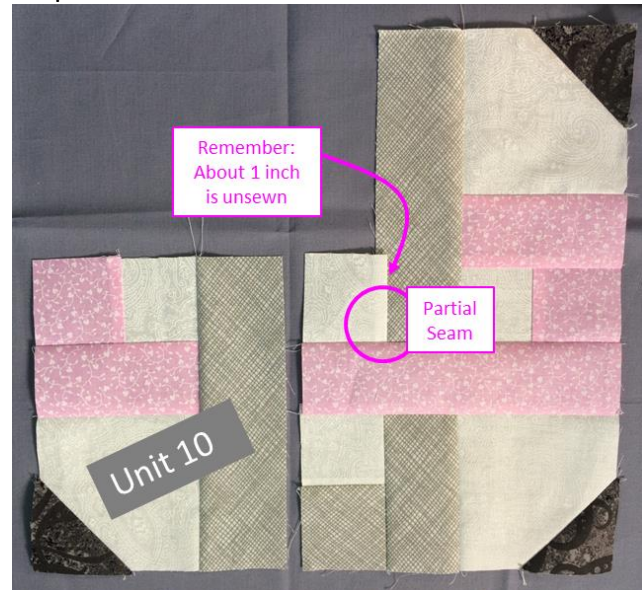


Simply Colorful

Step 2: Sew a Unit 9 onto the piece with the partial seam.




Step 3: Sew on a Unit 10.



Step 4: Sew on another Unit 9.



Step 5: Fold in half and finish the last seam, including finishing the original seam on the 2"x2" Fabric A square in the middle.



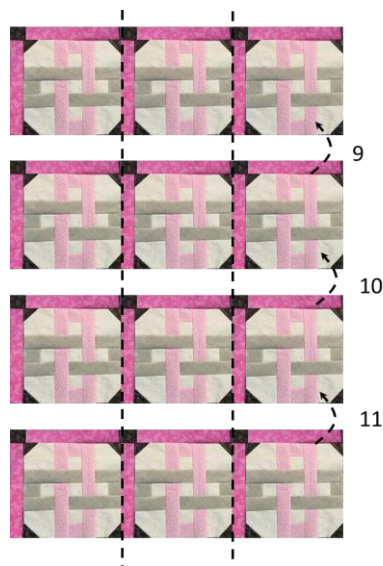

Simply Colorful

Step 6: Sew a 2"x2" Fabric E square and two 2" x 11" Fabric C pieces on the top and left side.
NOTE: Make sure your Fabric D chain is going "up and down" while the Fabric B chain goes left to right. (In my case, the pink goes up and down while the grey chain goes sideways.) This orientation will become important next week when we attach the border.



Time to Web the Center 12 BLOCKS Together

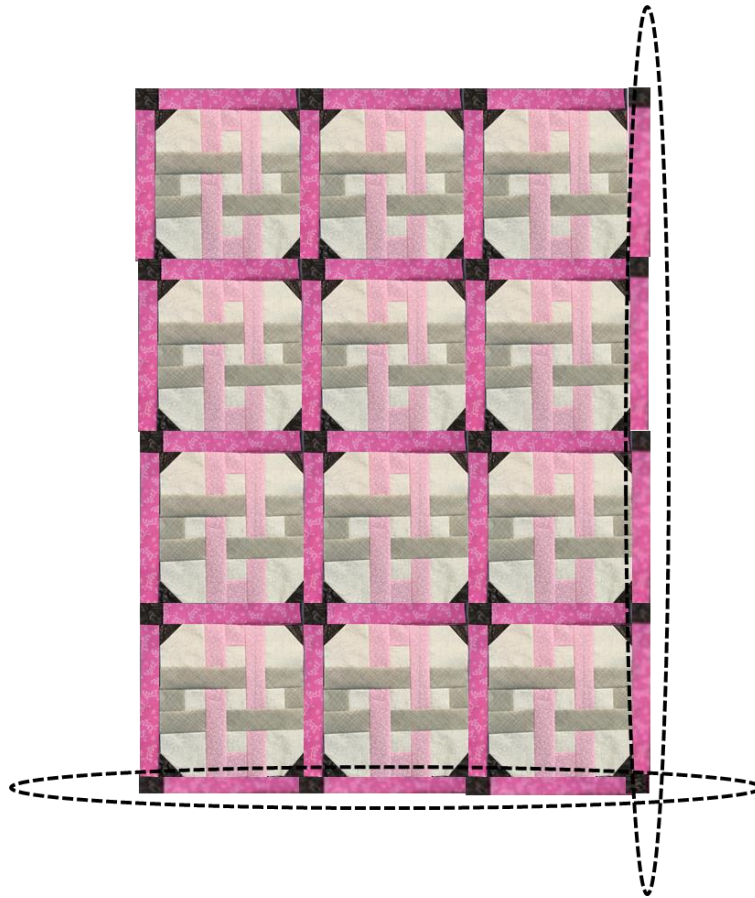
Lay out Unit 11 blocks, three across and four down, as shown in the diagram. Remember: Fabric D (Lt pink) chains go up and down. "Web" sew them together by sewing seams 1-8. Then turn and sew seams 9, 10, and 11. ** Don't cut in-between any seams. **



Simply Colorful

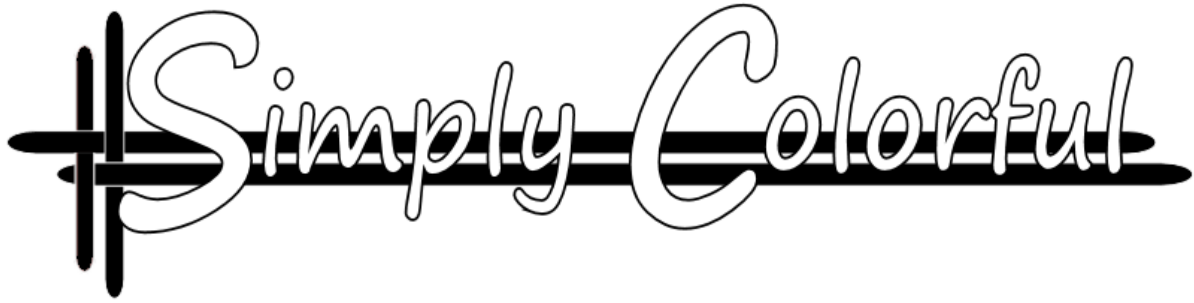
Finish Inside Border

Add more 2" x 2" Fabric E squares and 2" x 11" Fabric C strips along the right side and bottom to finish the INSIDE border.



In Summary

We're not done yet. Remember Units 1-5 we made weeks ago? Pull those out. Also pull out the five – 1.5" x 44" Fabric C strips. We'll use them all next week to create the final border of "Oh Baby, Baby."



Share Your Progress

Post questions and photos of your progress here:

<https://www.facebook.com/groups/SimplyColorfulMysteryQuiltAlong/>

Simply Colorful FiberCast

We'll broadcast [FiberCast](#) LIVE on Friday, February 5th starting at 8PM EST.

** If all goes as planned, we'll be broadcasting from Hamilton MO, from the [Missouri Star Quilt Company Slumber Party Retreat](#). **

Please watch!

We'll practice Unit 11, and go over partial seams!

Don't forget to "subscribe" to www.youtube.com/simplycolorful1 so as not to miss anything.

Next Clue

The final clue will be posted by 7AM next Friday, February 12th on the [Simply Colorful Website](#) and the [Simply Colorful Facebook Mystery Quilt Along Page](#).