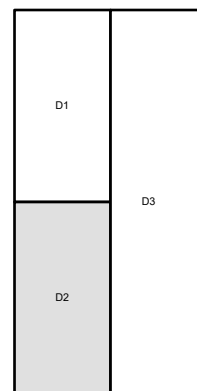
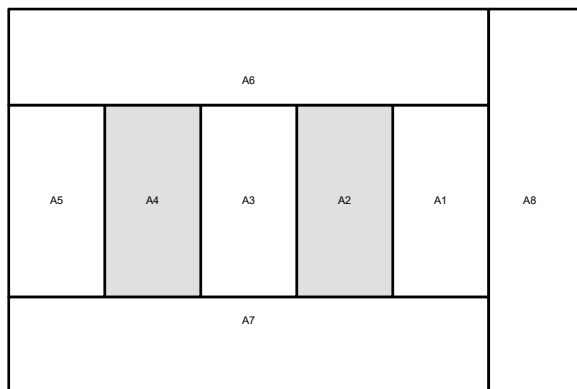
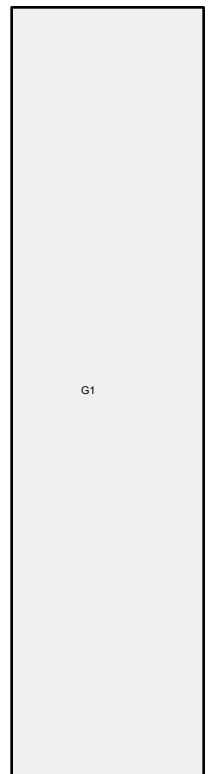

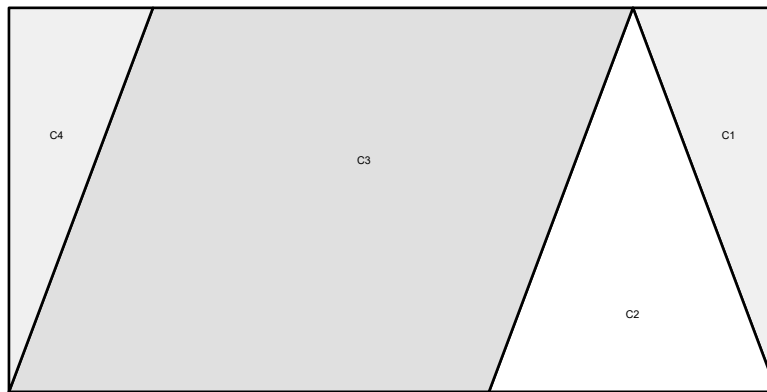



Country Church 6" x 6" finished size. Make 1. Paper Piecing Pattern

When printing, choose "no scaling" or "print actual size". Be sure to add your 1/4" seam allowance to the outside of each pattern section, so that your unit measures 6.5" x 6.5". Work each lettered section separately and then piece together to make your church unit.



Simply Colorful 2015 Sampler
www.simplycolorful.com

Facebook: **Simply Colorful Mystery Quilt Along**

Simply Colorful YouTube: **Simply Colorful**
Simply Colorful Fibercast