

Simply Colorful

2016 “Oh Baby Baby” Mystery Quilt – Clue 1

Welcome to the first clue of this year’s Simply Colorful Mystery Quilt.

We’re glad you’ve decided to join in the fun.

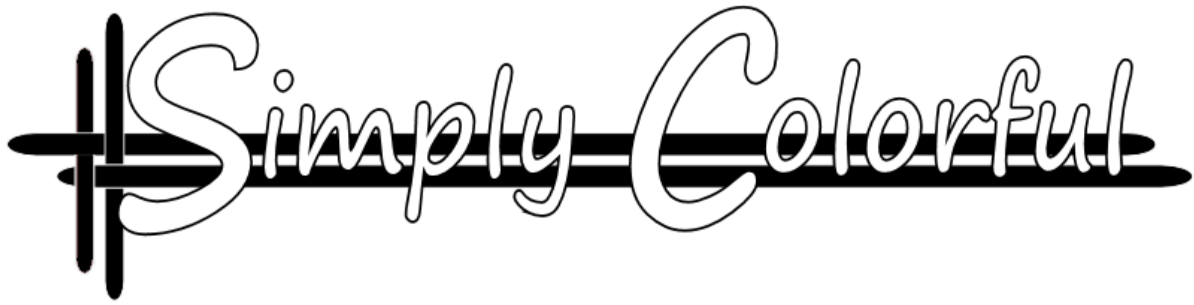
In the [Preparation Phase](#), we learned this quilt will finish at 44” x 56”.

Fabrics

If you haven’t already, select your fabrics. Wash, dry, and iron your fabrics.

Here are the fabrics I’m using.

FABRIC A Light 1 yard		FABRIC D Second Medium 5/8 yard	
FABRIC B Medium 5/8 yard		FABRIC E Second Dark 3/8 yard	
FABRIC C Dark 1 & 1/8 yards		Binding & Backing 2 yards	



This Week is About the Cutting

From FABRIC A, cut

- 48 – 3.5" x 3.5" squares
- 92 – 2" x 2" squares
- 28 – 2" x 3.5" rectangles

From FABRIC B, cut

- 32 – 2" x 2" squares
- 24 – 2" x 3.5" rectangles
- 24 – 2" x 6.5" rectangles

From FABRIC C, cut

- 18 – 2" x 2" squares
- 31 – 2" x 11" rectangles
- 5 – 1.5" x width of fabric (about 44")

From FABRIC D, cut

- 30 – 2" x 2" squares
- 24 – 2" x 3.5" rectangles
- 24 – 2" x 6.5" rectangles

From FABRIC E, cut

- 100 – 2" x 2" squares







From Backing FABRIC, cut pieces for the binding

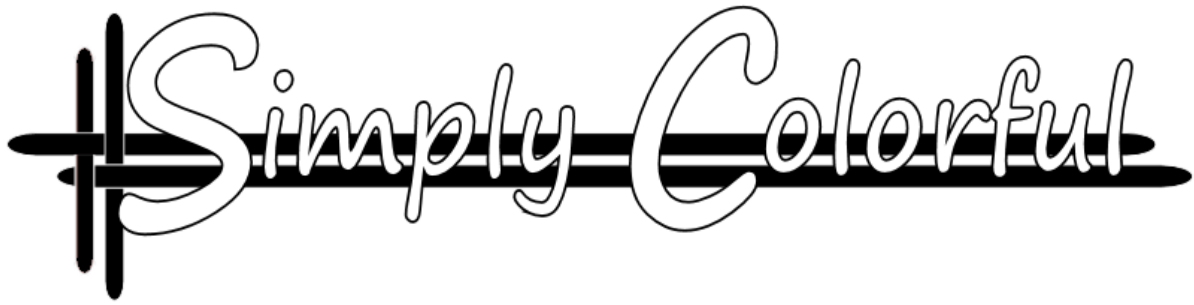
- 5 – 2.25" x width of fabric (about 44") pieces. (These will be sewn end-to-end, ironed in half, then used to bind the quilt.)
- The remaining piece of fabric will be your backing

Simply Colorful

Make Your Own Reference Chart

To make a reference chart, print this page, then cut and tape a piece of each of your 6 fabrics into the table. This will help keep track of your fabrics as you cut.

<p>FABRIC A Light 1 yard</p> <ul style="list-style-type: none"> • 48 – 3.5" x 3.5" squares • 92 – 2" x 2" squares • 28 – 2" x 3.5" rectangles 		<p>FABRIC D Second Medium 5/8 yard</p> <ul style="list-style-type: none"> • 30 – 2" x 2" squares • 24 – 2" x 3.5" rectangles • 24 – 2" x 6.5" rectangles 	
<p>FABRIC B Medium 5/8 yard</p> <ul style="list-style-type: none"> • 32 – 2" x 2" squares • 24 – 2" x 3.5" rectangles • 24 – 2" x 6.5" rectangles 		<p>FABRIC E Second Dark 3/8 yard</p> <ul style="list-style-type: none"> • 100 – 2" x 2" squares 	
<p>FABRIC C Dark 1 & 1/8 yards</p> <ul style="list-style-type: none"> • 18 – 2" x 2" squares • 31 – 2" x 11" rectangles • 5 – 1.5" x width of fabric (about 44") 		<p>Binding & Backing 2 yards</p>	



Share Your Progress

Post questions and photos of your progress here:

<https://www.facebook.com/groups/SimplyColorfulMysteryQuiltAlong/>

Next Clue

Clue 2 will be posted by 7AM next Friday, January 22nd on the [Simply Colorful Website](#) and also on the [Simply Colorful Facebook Mystery Quilt Along Page](#).

FiberCast – Every Friday Night

We'll work on the clues each week during [Simply Colorful FiberCast](#). We go LIVE at 8PM EST. Please join us. And don't forget to "subscribe" to www.youtube.com/simplycolorful1 to learn about surprise additional FiberCasts.